

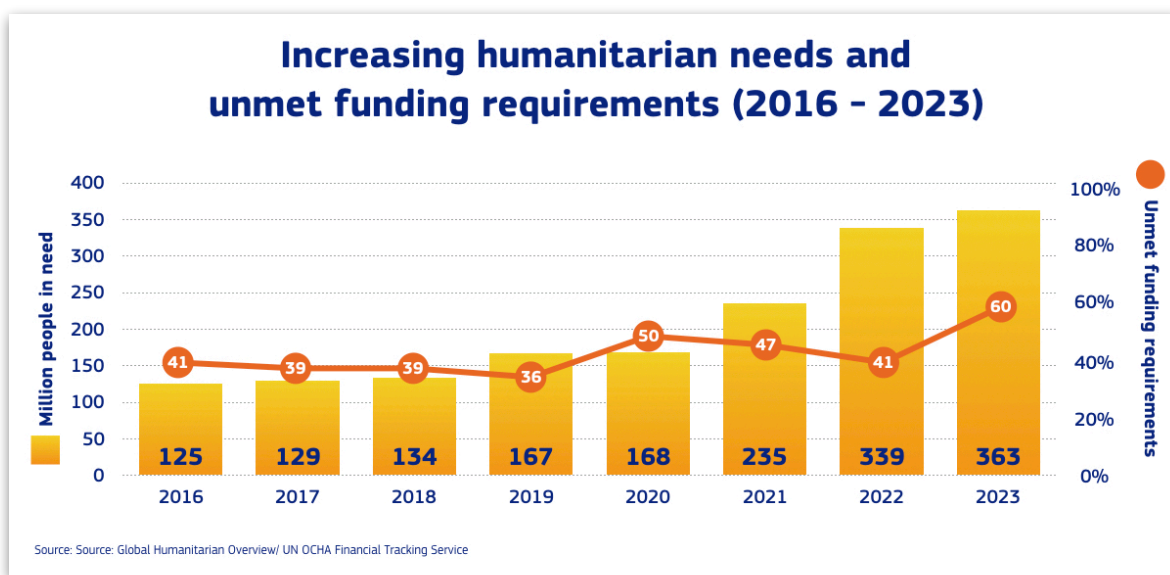


ADDRESSING THE GLOBAL HUMANITARIAN FUNDING GAP

European Humanitarian Forum | 18-19 March 2024



In the face of continuous global humanitarian needs, and a persistently narrow donor base, the need to expand the resource base for humanitarian action – both inside and outside the EU – is more acute than ever. The gap between humanitarian needs and resources is increasing: in 2023, **only 40 % of overall humanitarian funding needs were met.**

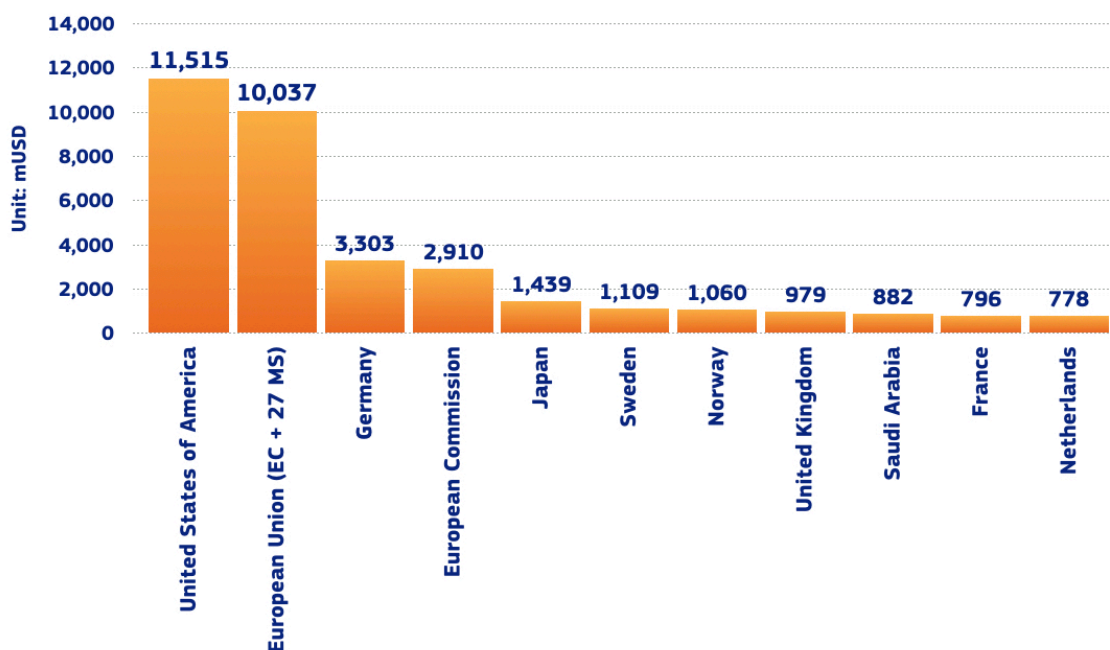


EU AND MEMBER STATES ARE UNITED IN ADDRESSING THE HUMANITARIAN FUNDING GAP

Four EU Member States – Germany, Sweden, France and the Netherlands – as well as the European Commission are among the top ten humanitarian donors worldwide and others continue increasing their funding.¹ Austria, for instance, more than tripled its humanitarian funding within four years and France, in its new *Humanitarian Strategy 2023-2027*, committed itself to increasing the annual humanitarian budget to €1 billion by 2025.

¹ The funding levels indicated in the annex only reflect funds reported to and published by the UNOCHA Financial Tracking Service (FTS) by 1 March 2024. The final levels will be higher as reporting progresses. Data reported so far show an increase in 2023 compared to 2022 in Finland, France, Hungary, Latvia, Malta, the Netherlands, Romania, Slovenia and Sweden.

Top global donors humanitarian aid (contributions 2023)



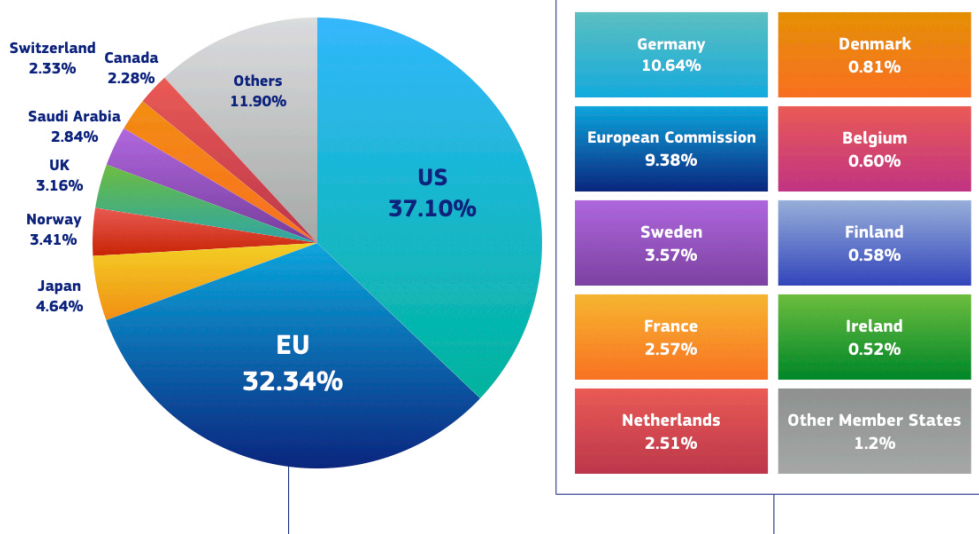
On 22 May 2023, the Council adopted **Conclusions on addressing the humanitarian funding gap** with a focus on mobilising more resources, improving performance and reducing needs. In particular, the Council reaffirmed the collective commitment of the EU to provide at least 0.7% of collective Gross National Income as official development assistance (ODA) by 2030, and encouraged its Member States *“to continue their efforts to close the humanitarian funding gap by contributing at a level commensurate with their financial means, and ensuring that an appropriate share, for example 10%, of their ODA is devoted to humanitarian action, on the basis of existing humanitarian needs.”*

In its resolution of 23 November 2023 titled “How to build an innovative humanitarian aid strategy”, the European Parliament called on EU Member States to create roadmaps for gradually increasing humanitarian aid to meet the target formulated in the Council Conclusions. Preliminary data suggests that at least Germany, Luxembourg, the Netherlands and Sweden already meet the **voluntary target**, while others are making significant progress. In 2023, Spain even passed a law which foresees that by 2030, Spanish cooperation actors as a whole will collectively allocate at least 10% of Spanish ODA resources to humanitarian action.

The EU and its Members States continue focusing on **mobilising additional humanitarian funding globally and achieve a more balanced funding structure** to address growing humanitarian challenges. This includes, by way of example, a stepped-up collaboration with like-minded partners in pertinent UN settings and the use of existing regional cooperation channels to put humanitarian affairs on the agenda with the aim to enhance multilateral co-operation in humanitarian assistance, as done, for instance, by the EU and the Gulf Cooperation Council (GCC) at the 27th EU-GCC Joint Council and Ministerial Meeting on 10 October 2023 in Oman.

Building partnerships between the humanitarian and private sectors and exploring **innovative financing** approaches has been another field of action. Denmark, for instance, has entered into a new and innovative partnership with the three private funds – the LEGO Foundation, the Novo Nordisk Foundation and the Grundfos Foundation – not only to pool financial resources, but also to combine complementary strengths and expertise.

2023 Top donor share of Global Humanitarian Aid Contributions



Equally, the EU and Member States continue taking **action to enhance the effectiveness and efficiency** of the humanitarian system, including by ensuring quality funding or creating equitable partnerships and meaningful participation of local actors. Belgium, for instance, assigns more than 60% of its budget flexibly and multi-annually. Also, Slovenia allocates the majority of its humanitarian funding for multi-year purposes (and about 80% of its humanitarian project funds are allocated and implemented by local partners). At the same time, Latvia's humanitarian support to Ukraine largely relies on cooperation with local administrations, honorary consul network and local organisations in order to provide targeted and efficient support.

Moreover, the EU and its Member States keep **addressing underlying root causes** through a strengthened operationalisation of the humanitarian-development-peace nexus. For Ireland, by way of example, reducing humanitarian needs is one of four policy priorities of its Development Cooperation Policy, 'A Better World', resulting – inter alia – in Ireland's specific €500 million 5-year NGO funding scheme, bringing together three strands: acute crisis, chronic crisis and development funding. Also other Member States such as Finland remain vocal in encouraging development actors to increase their presence in relevant fragile contexts.

The EU and its Member States also continue contributing to reducing global humanitarian needs specifically by taking action in **addressing conflict**. Spain, for instance, puts into action its new *Humanitarian Diplomacy Strategy (2023-2026)*, specifically aiming at preventing and resolving conflicts, promoting the respect for international humanitarian law, and protecting persons in situations of vulnerability, leaving no one behind.

EUROPEAN HUMANITARIAN FORUM

2024

The European Humanitarian Forum on 18-19 March 2024 will have a specific focus on the unprecedented levels of humanitarian needs not least in the context of forgotten crises and fragile humanitarian environments in order to explore ways to reduce them, mobilise more resources and improve efficiency and effectiveness of humanitarian response.



Annex: Humanitarian Funding Data

Table 1: 2023 humanitarian aid contributions by EU Member States and the European Commission

EU Member States / European Commission	2023 Funding (in USD)	% as share of GNI	% share of global humanitarian funding
Austria	39,691,044	0.01%	0.13%
Belgium	185,680,876	0.03%	0.60%
Bulgaria	196,363	<0.01%	<0.01%
Croatia	3,598,254	<0.01%	0.01%
Cyprus	1,932,861	0.01%	0.01%
Czech Republic	1,418,287	<0.01%	<0.01%
Denmark	250,559,688	0.06%	0.81%
Estonia	1,674,430	<0.01%	0.01%
Finland	181,354,398	0.06%	0.58%
France	796,435,600	0.03%	2.57%
Germany	3,302,840,490	0.08%	10.64%
Greece	329,641	<0.01%	<0.01%
Hungary	18,000	<0.01%	<0.01%
Ireland	160,952,508	0.04%	0.52%
Italy	100,505,268	<0.01%	0.32%
Latvia	950,908	<0.01%	<0.01%
Lithuania	1,629,439	<0.01%	0.01%
Luxembourg	107,773,539	0.20%	0.35%
Malta	1,265,060	0.01%	0.01%
Netherlands	778,352,616	0.08%	2.51%
Poland	4,041,148	<0.01%	0.01%
Portugal	7,573,810	<0.01%	0.02%
Romania	173,871	<0.01%	<0.01%
Slovakia	419,275	<0.01%	<0.01%
Slovenia	8,563,070	0.01%	0.03%
Spain	80,355,912	0.01%	0.26%
Sweden	1,109,119,585	0.18%	3.57%
European Commission	2,909,778,575	-	9.38%
TOTAL	10,037,184,516	0.06%²	32.34%

Source: UN OCHA Financial Tracking Service, per Destination Year, as of 1 March 2024. World Bank Global Development Indicators (2022), as of 21 February 2024. The data presented in this table is preliminary and remains subject to modification in light of continuous updates.

² Humanitarian aid funding by EU Member States and the European Commission as % of the aggregate GNI of EU Member States.

Table 2: 2023 humanitarian aid contributions by global top 20 humanitarian donors

Top 20 Donors	2023 Funding (in USD)	% as share of GNI	% share of global humanitarian funding
United States of America	11,515,360,803	0.04%	37.10%
Germany	3,302,840,490	0.08%	10.64%
European Commission	2,909,778,575	-	9.38%
Japan	1,439,133,554	0.03%	4.64%
Sweden	1,109,119,585	0.18%	3.57%
Norway	1,059,656,509	0.18%	3.41%
United Kingdom	979,407,038	0.03%	3.16%
Saudi Arabia	882,343,529	0.08%	2.84%
France	796,435,600	0.03%	2.57%
Netherlands	778,352,616	0.08%	2.51%
Switzerland	723,877,570	0.09%	2.33%
Canada	707,368,574	0.03%	2.28%
United Arab Emirates	532,059,320	0.11%	1.71%
Asian Development Bank	303,622,969	-	0.98%
Denmark	250,559,688	0.06%	0.81%
Australia	214,858,255	0.01%	0.69%
Belgium	185,680,876	0.03%	0.60%
Finland	181,354,398	0.06%	0.58%
Ireland	160,952,508	0.04%	0.52%
World Bank	155,787,965	-	0.50%
TOTAL	28,188,550,422	-	90.83%

Source: UN OCHA Financial Tracking Service, per Destination Year, as of 1 March 2024. World Bank Global Development Indicators (2022), as of 21 February 2024. The data presented in this table is preliminary and remains subject to modification in light of continuous updates.

Table 3: 2023 humanitarian aid contributions by G20 members

G20	2023 Funding (in USD)	% as share of GNI	% share of global humanitarian funding
United States of America	\$11,515,360,803	0.04%	37.10%
Germany	\$3,302,840,490	0.08%	10.64%
European Commission	\$2,909,778,575	-	9.38%
Japan	\$1,439,133,554	0.03%	4.64%
United Kingdom	\$979,407,038	0.03%	3.16%
Saudi Arabia	\$882,343,529	0.08%	2.84%
France	\$796,435,600	0.03%	2.57%
Canada	\$707,368,574	0.03%	2.28%
Australia	\$214,858,255	0.01%	0.69%
Korea	\$116,864,445	0.01%	0.38%
Italy	\$100,505,268	<0.01%	0.32%
Türkiye	\$15,900,617	<0.01%	0.05%
Russia	\$11,000,000	<0.01%	0.04%
India	\$6,395,991	<0.01%	0.02%
Mexico	\$6,000,000	<0.01%	0.02%
China	\$4,501,000	<0.01%	0.01%
South Africa	\$416,659	<0.01%	<0.01%
Indonesia	\$220,000	<0.01%	<0.01%
Argentina	\$70,105	<0.01%	<0.01%
Brazil	\$30,000	<0.01%	<0.01%
TOTAL	\$23,009,430,503	-	74.14%

Source: UN OCHA Financial Tracking Service, per Destination Year, as of 1 March 2024. World Bank Global Development Indicators (2022), as of 21 February 2024. The data presented in this table is preliminary and remains subject to modification in light of continuous updates.